

New Hanover County RFB-22-0605
Port City United Upfit
Addendum 4

June 13, 2022

To: All Plan Holders

From: Scott Spike, LEED-AP BD+C



General Items

- Bid date and time remain unchanged.

Drawing Items

- Sheet A6.0
 - Finish Schedule has been revised to correct a numbering error with Conference 413. The revised drawing sheet is attached to this addendum.

Specification Items

- N/A

Clarifications

- N/A

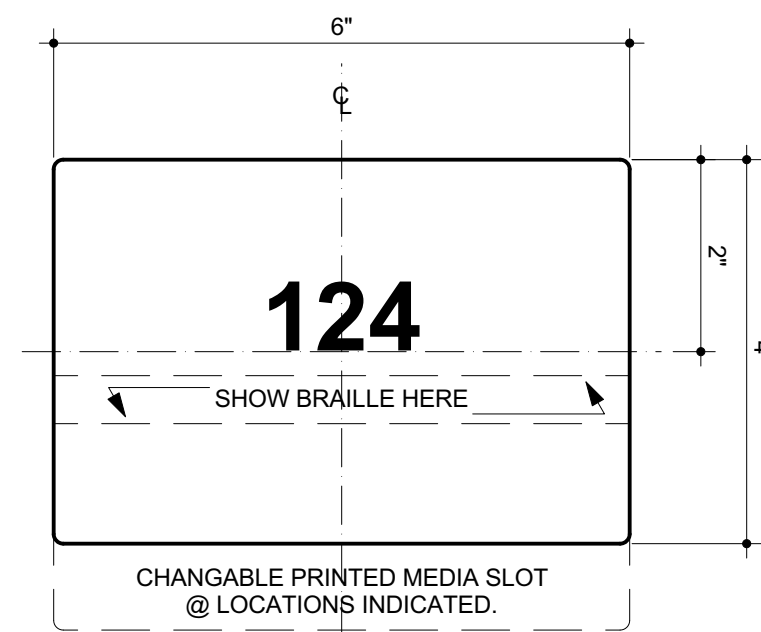
Approved Substitutions

- No Items

End of Addendum

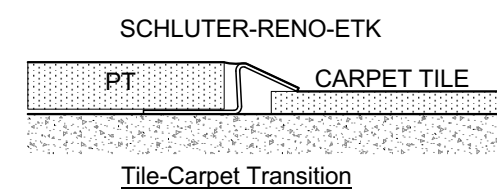
ID	ROOM NAME	FLOOR FINISH	BASE MATERIAL	NORTH WALL FINISH	EAST WALL FINISH	SOUTH WALL FINISH	WEST WALL FINISH	CEILING	REMARKS
401	Elevator Lobby	ETR	ETR	ETR	ETR	ETR	ETR	ETR	
403	Exit Stair	ETR	ETR	ETR	ETR	ETR	ETR	ETR	
404	Men's Restroom	ETR	ETR	ETR	ETR	ETR	ETR	ETR	
405	Women's Restroom	ETR	ETR	ETR	ETR	ETR	ETR	ETR	
406	Exit Stair	ETR	ETR	ETR	ETR	ETR	ETR	ETR	
407	IT Closet	ETR	ETR	ETR	ETR	ETR	ETR	ETR	
408	Mechanical	ETR	ETR	ETR	ETR	ETR	ETR	ETR	
409	Hall	ETR - PT1 from attic stock at new doors	ETR - PT1 from attic stock at new doors	ETR	GWB	ETR	ETR	ETR	
410	Lobby	CPT	RB	GWB Painted	GWB	GWB	GWB	ACT	
411	Admin Specialist	CPT	RB	GWB Painted	GWB	GWB	GWB	ACT	
412	Waiting & Open Office	CPT	RB	GWB Painted	GWB	GWB	GWB	ACT	
413	Conference	CPT	RB	GWB Painted	GWB	GWB	GWB	ACT	
414	PCU Contact Supervisor	CPT	RB	GWB Painted	GWB	GWB	GWB	ACT	
415	PCU Contact Call Center	CPT	RB	GWB Painted	GWB	GWB	GWB	ACT	
416	Open Office	CPT	RB	GWB Painted	GWB	GWB	GWB	ACT	
417	Outreach Meeting	CPT	RB	GWB Painted	GWB	GWB	GWB	ACT	
418	Break Room	PT2	PT2	GWB Painted	GWB	GWB	GWB	ACT	
419	Sprinkler Riser Closet	CPT	RB	GWB Painted	GWB	GWB	GWB	OTS	
420	Mediator & Outreach Supervisor	CPT	RB	GWB Painted	GWB	GWB	GWB	ACT	
421	Conference	CPT	RB	GWB Painted	GWB	GWB	GWB	ACT	
422	Work Area	CPT	RB	GWB Painted	GWB	GWB	GWB	ACT	
423	Data Analyst	CPT	RB	GWB Painted	GWB	GWB	GWB	ACT	
424	Community Resource Coordinator Liaison	CPT	RB	GWB Painted	GWB	GWB	GWB	ACT	
425	Director	CPT	RB	GWB Painted	GWB	GWB	GWB	ACT	
426	Open Office	CPT	RB	GWB Painted	GWB	GWB	GWB	ACT	

Door ID #	Size WxH	Type	Material	Frame Type	Material	Jamb Depth	Remarks
403A	ETR	-	-	-	-	-	
404A	ETR	-	-	-	-	-	
405A	ETR	-	-	-	-	-	
406A	ETR	-	-	-	-	-	
407A	ETR	-	-	-	-	-	
408A	ETR	-	-	-	-	-	
410A	3-0 x 8-0	A	WD	IAF3	Aluminum	6" nom.	See Electrical drawings for elec. hardware info.
411A	3-0 x 8-0	A	WD	IAF1	Aluminum	6" nom.	
413A	3-0 x 8-0	A	WD	IAF2	Aluminum	6" nom.	
413B	3-0 x 8-0	A	WD	IAF4	Aluminum	6" nom.	See Elec. dwgs for elec. hdw. info. Sidelight to receive roller shade
414A	3-0 x 8-0	A	WD	IAF2	Aluminum	6" nom.	
415A	3-0 x 8-0	A	WD	IAF5	Aluminum	6" nom.	
417A	3-0 x 8-0	A	WD	IAF5	Aluminum	6" nom.	Sidelight to receive "acid etch" film on entire window
418A	3-0 x 8-0	Cased Opening	-	IAF1	Aluminum	6" nom.	
419A	PAIR 3-0 x 8-0	A	WD	IAF1	Aluminum	6" nom.	
420A	3-0 x 8-0	A	WD	IAF5	Aluminum	6" nom.	
421A	3-0 x 8-0	A	WD	IAF7	Aluminum	6" nom.	
422A	3-0 x 8-0	Cased Opening	-	IAF5	Aluminum	6" nom.	
423A	3-0 x 8-0	A	WD	IAF5	Aluminum	6" nom.	
424A	3-0 x 8-0	A	WD	IAF5	Aluminum	6" nom.	
425A	3-0 x 8-0	A	WD	IAF6	Aluminum	6" nom.	
426A	ETR	-	-	-	-	-	



1 Signage Detail
A6.0 Scale: Half Actual Size

Notes:
ACT - Acoustical Ceiling Tiles
CPT - Carpet Tile
GWB - Gypsum Wall Board
OTS - Open to Structure
PT - Porcelain Tile
RB - Resilient Base



NOTE: TRANSITION SHOWN IS BASIS OF DESIGN. SEE SPECIFICATIONS FOR OTHER APPROVED MANUFACTURERS.

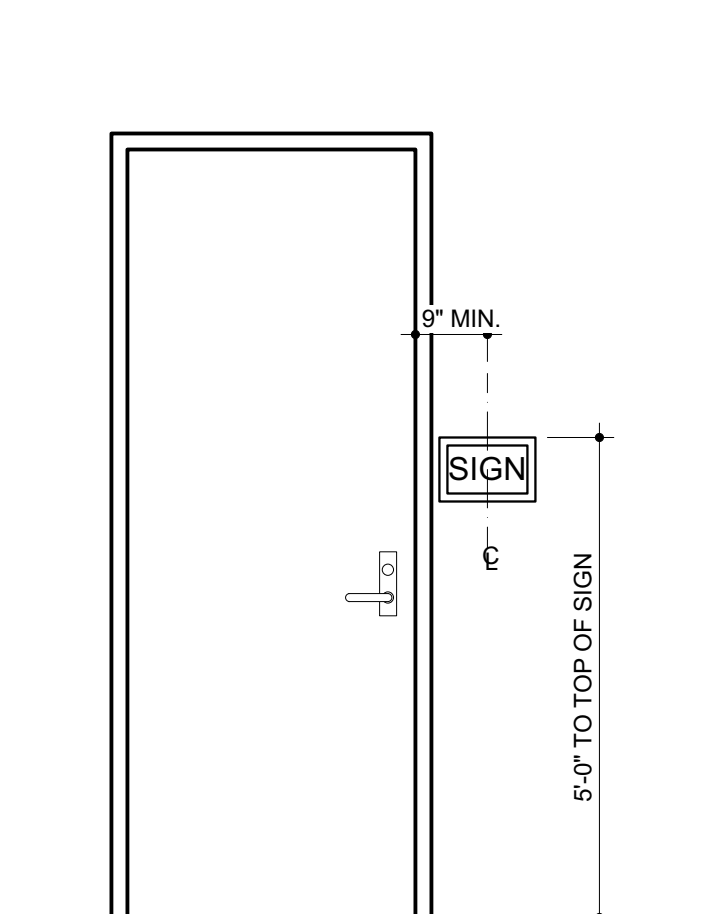
3 Flooring Transition Detail
A6.0 Scale: Half Actual Size

General Note:
Paint all new & existing GWB this floor except rooms 400, 404, 405, 406, 407 & 408.

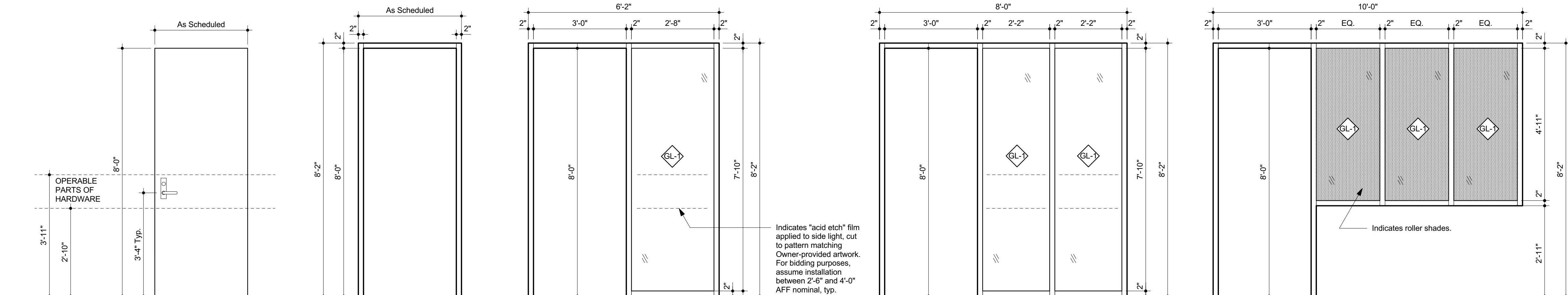
SIGNAGE LEGEND:	
*	Room #
+	Room # and name
^	Room # with changable printed media slot

Notes:
-See 1 & 2/A6.0 for sign details.

GLAZING TYPES:	
GL-1	1/4" MONOLITHIC



2 Typical Signage Detail
A6.0 Scale: 1/2" = 1'-0"



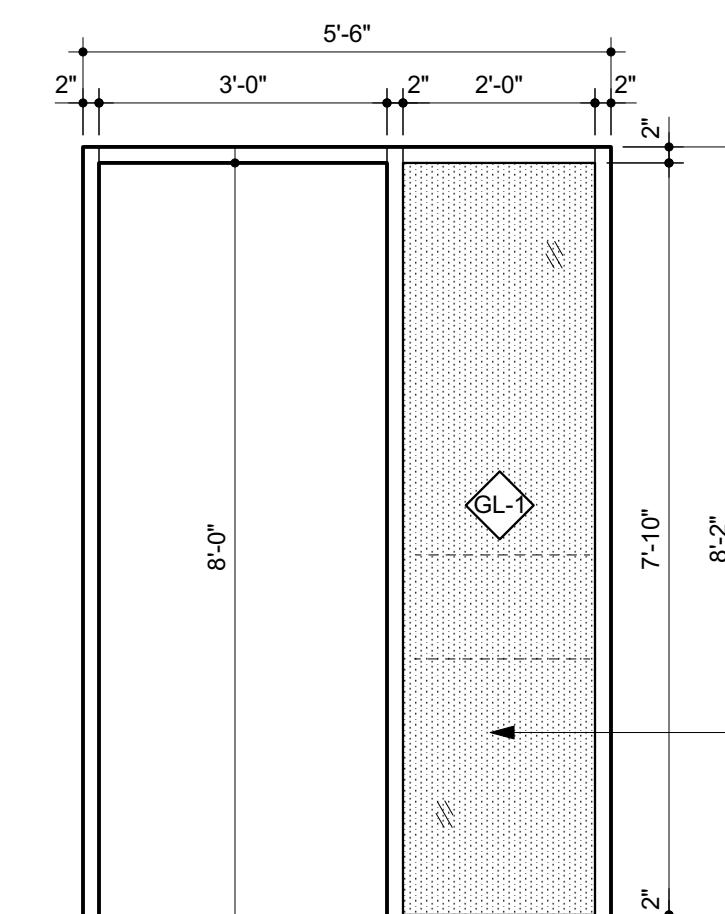
Door Type 'A'

Interior Aluminum Storefront Frame 'IAF1'

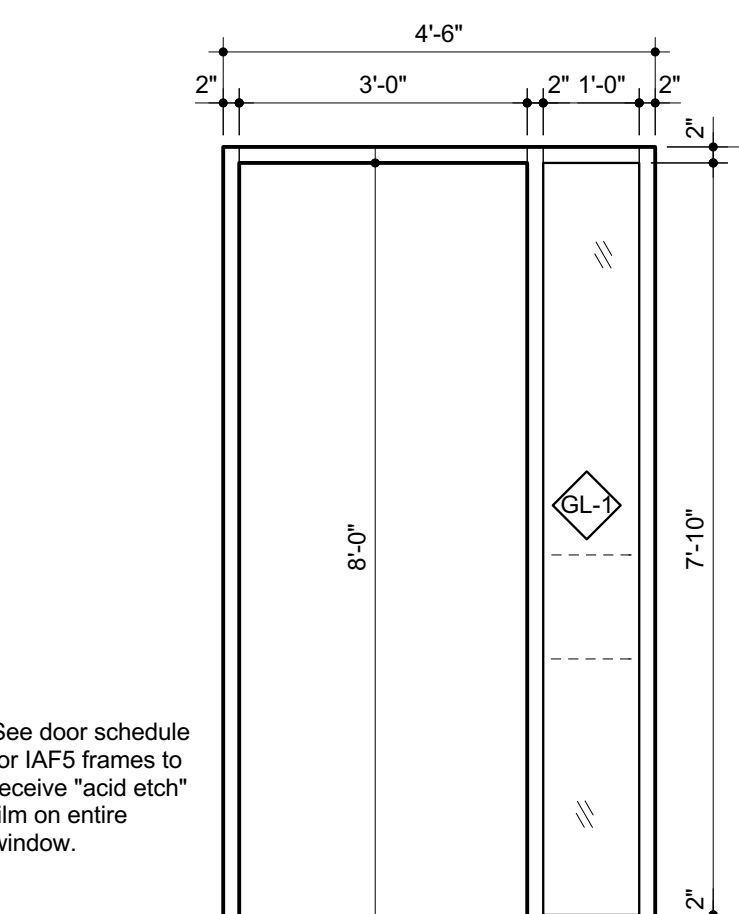
Interior Aluminum Storefront Frame 'IAF2'
See Floor Plans for Door Orientations

Interior Aluminum Storefront Frame 'IAF3'
See Floor Plans for Door Orientations

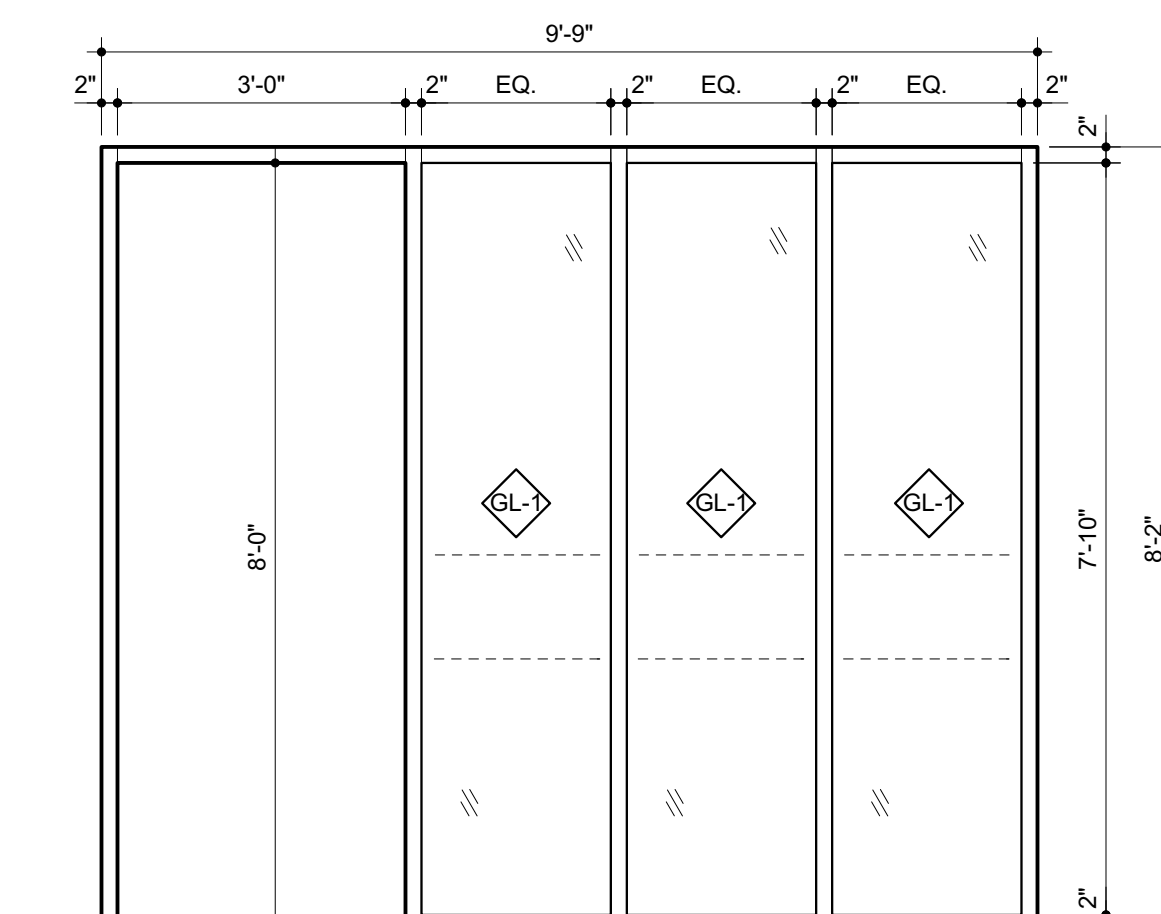
Interior Aluminum Storefront Frame 'IAF4'
See Floor Plans for Door Orientations



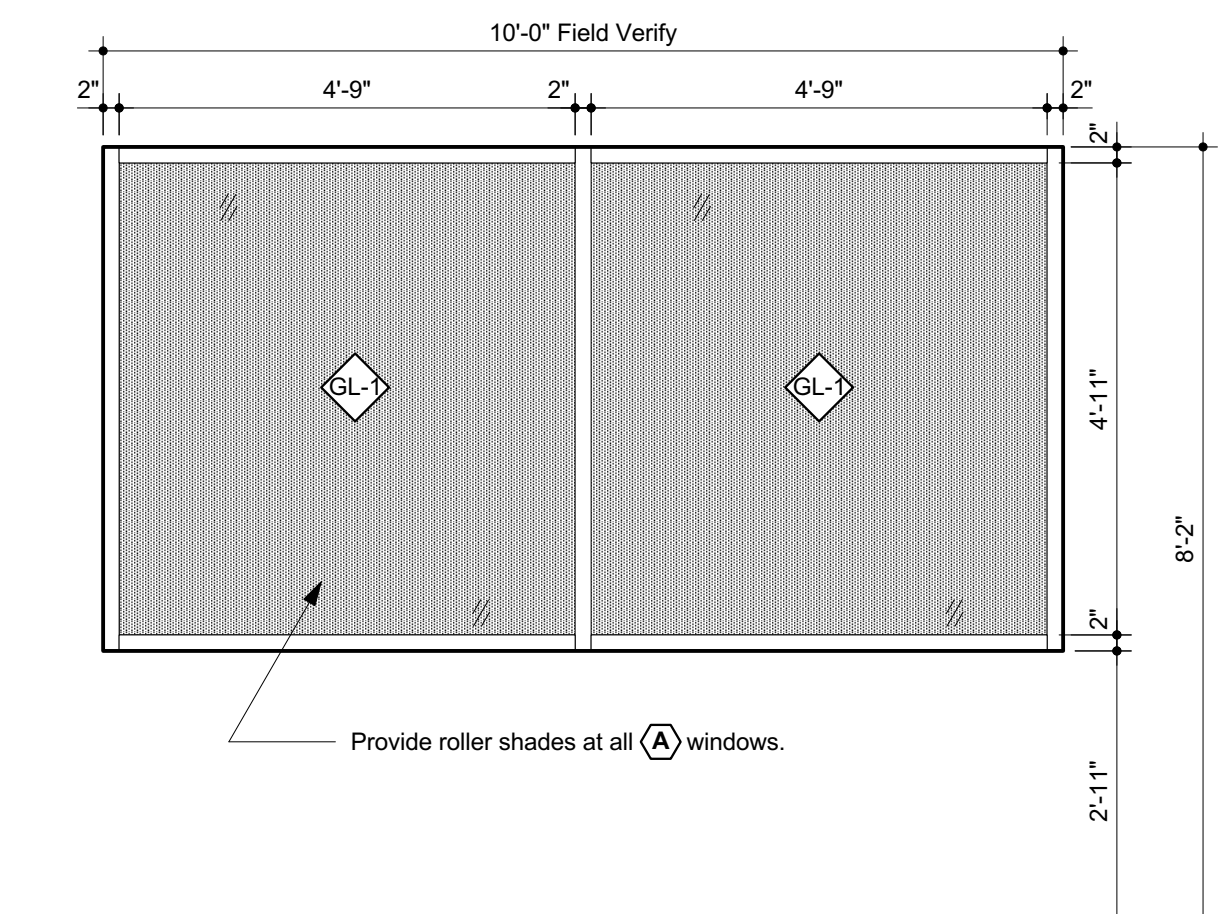
Interior Aluminum Storefront Frame 'IAF5'
See Floor Plans for Door Orientations



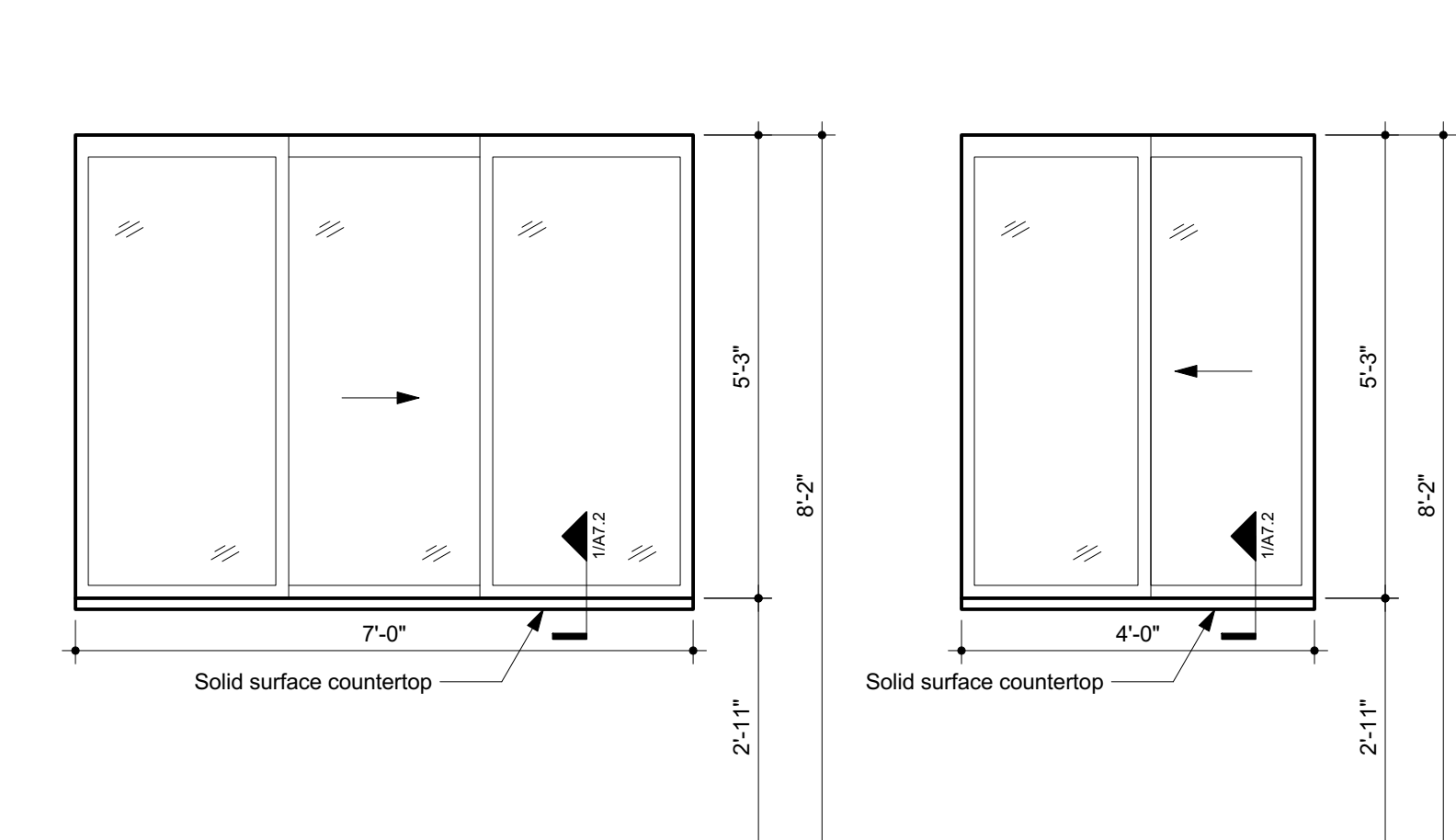
Interior Aluminum Storefront Frame 'IAF6'
See Floor Plans for Door Orientations



Interior Aluminum Storefront Frame 'IAF7'
See Floor Plans for Door Orientations



Interior Aluminum Storefront Window 'A'



Transaction Window 'B'
OXO configuration

Transaction Window 'C'
OX configuration



**SAWYER
SHERWOOD
& ASSOCIATE
ARCHITECTURE**

124 Market Street
Wilmington, NC 28401
910 762-0892
S2a3.com

CBHF
Engineers, PLLC

3808 Park Avenue
Wilmington, NC 28403
Phone: 910.791.4000
Fax: 910.791.5266
www.cbhfe.com

© Copyright 2013 CBHF Engineers, PLLC NCR P-0506



Port City United Upfit
320 Chestnut Street
4th Floor
Wilmington, NC 28401

Construction Drawings

May 12, 2022

Schedules,
Door/Window
Elevations

Rev.	Date	Notes
Δ	6/13/22	ADDENDUM #4

A6.0